

CoLT-450P

NETWORK TESTING—ACCESS



The right tool for triple-play service confirmation testing, maintenance and troubleshooting

- Easy-to-use, simple menus
- Advanced VDSL2, ADSL2+, SHDSL testing
- Makes determining IPTV and VoIP quality a snap
- Provides a comprehensive analysis of all layers involved

Robust and future-proof

- Modular design
- Smart test application modules (TAMs)
- Basic and advanced testing of IPTV, data, VoIP

Improve productivity

- Lightning-fast auto-test capabilities
- Runs a test at the push of a button
- Pass/fail results indicators for IPTV and VoIP QoS



The Ultimate Handheld Platform for Triple-Play Testing

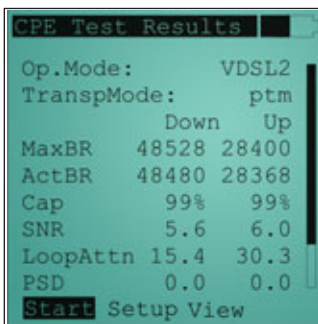
EXFO's CoLT-450P DSL Triple-Play Test Set represents the next generation of the popular CoLT-450, a powerful handheld platform optimized for triple-play testing over DSL. Whether you are testing ADSL, ADSL2+, G.shdsl, or VDSL2 including IPTV, VoIP and ISP services, the CoLT-450P has the power and modularity that you require in the field.



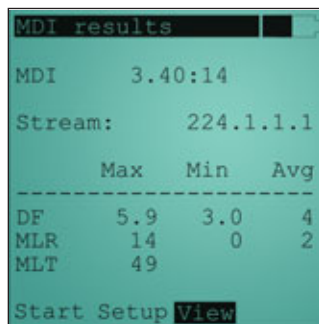
CoLT-450P module

ENSURE QUALITY AT ALL PHASES OF TRIPLE-PLAY SERVICE DEPLOYMENTS

- Installation
- Provisioning/activation
- Service/troubleshooting



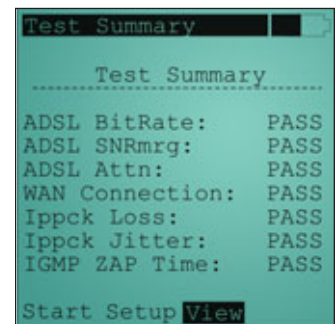
VDSL2 CPE Test Results



MDI screen



IPTV errors and rate monitor



IPTV Summary

Test Your Data, Voice and Video Services

Data

- Supports the latest VDSL2, ADSL2+, SHDSL standards
- Terminate and Through mode operation
- Multiple encapsulation methods (PPPoE, PPPoA, IPoA, IPoE)
- IP layer testing: ping, traceroute and Web download speed

Voice (VoIP)

- VoIP testing supporting SIP, MGCP, and SCCP
- Multilayer monitoring and analysis
- VoIP delay and jitter histograms

Video (IPTV)

- Fully supports simultaneous multiple channels of HDTV and standard-definition TV
- IPTV testing supporting MPEG-2, MPEG-4 part 2 and MPEG-4 part 10 (AVC/H.264) transport streams, and WM9/VC-1 flows
- Set-top box emulation IGMP for testing at the NID
- Per-layer error detection and traffic histograms
- Channel ZAP time measurements
- Real-time media delivery index (MDI) measurements of video streams
- QoS pass/fail indicators
- PCR jitter, PID viewer to ensure reliable video stream being delivered

IP VIDEO-OVER-DSL TESTING SUITE (VDTS) (OPTIONAL)

Supported video standards	MPEG2 TS, MPEG4 TS (including H.264/Part 10, Part 2), WM9/VC-1
Video streaming control	Video streaming (channels) detection/selection (IGMP)
Operation	Through mode or stand-alone with STB IGMP emulation
Analysis and statistics	ADSL, ATM, IP layer analysis Bandwidth usage per channel IGMP packets Set-top box (STB) traffic Key IP video QoS parameters: packet loss, packet jitter, zap time PCR jitter, PID statistics (advanced package) Media delivery index (MDI) (advanced package) QoS pass/fail indicators
Graphic results	Bandwidth usage and per-layer error-detection graph IP packet and PCR jitter histograms

VOIP OVER DSL ANALYSIS SUITE (VOIP TESTING) (OPTIONAL)

Signaling protocols	Session initiation protocol (SIP) Media gateway control protocol (MGCP) Skinny client control protocol (SCCP)
Operation	Through mode
Call monitoring/analysis	ADSL, ATM, IP layer call statistics Gateway/ATA initialization Call flow Codec indicator (G.711, G.729, G.726, G.723) Key VoIP QoS parameters: packet loss, packet jitter QoS pass/fail indicators
Graphic results	Delay distribution, jitter histogram

BROADBAND INTERNET ACCESS TESTING SUITE

Login format	Username and password using PAP and /or CHAP
IP options	Routing functionality, NAT, DNS support
Ping	Pings another device on the network Configurable number of pings (1 to 99) Packet size: 32 to 9999 bytes (32 is default) Results: indicate packet size, packets sent/received, minimum/average/maximum roundtrip times in milliseconds (ms)
Traceroute	Determines the path used to reach device on the network Timeout in seconds Packet size: 32 bytes Max. hops: 30 Results: indicate IP address of hop and roundtrip time in milliseconds (ms)
Web download speed	Downloads a web page and indicates speed of download Address: IP or URL Protocol: HTTP

VDSL2 VTU-R MODULE

Chipset	Infineon
Standards	ITU-T G.993.2 ITU-T G.994.1
Band plans	997, 998
VDSL2 Profiles	8a, 8b, 8c, 8d, 12a, 12b, 17a, 30a (fully compliant with VDSL2 standard)
Transmission Modes	PTM-TC and ATM
Rates supported	Up to 100 Mbit/s symmetrical
Measurements (upstream and downstream)	Maximum bit rates Actual bit rates Capacity Signal-to-noise ratio (SNR) margin Output power Attenuation FEC, HEC statistics and errored seconds
Encapsulation methods	PPPoE (RFC 2516), bridged Ethernet (RFC 2684)
Optional tests	Data (Through) mode operation, VDTS (IPTV), VDTS-ADV (Advanced IPTV), VoIP testing

ADSL2+ ATU-R MODULE

Chipset	Conexant
Standards	Annex A option (over POTS): ITU-T G.992.5 (ADSL2+), ITU-T G.992.3 (ADSL2 and RE-ADSL2), ITU-T G.992.1 (G.DMT) and ANSI T1.413 Issue 2 Annex B option (over ISDN): ITU-T G.992.5 (ADSL2+), ITU-T G.992.3 (ADSL2 and RE-ADSL2), ITU-T G.992.1 (G.DMT)
Rates supported	Downstream: up to 24 Mbit/s Upstream: up to 1 Mbit/s
Measurements (upstream and downstream)	Maximum bit rates Actual bit rates Mode: Fast, Interleaved Latency capacity Signal-to-noise ratio (SNR) margin Output power Attenuation Carrier load (bits/bin) ATM F5 OAM loopback
Encapsulation methods	PPPoE (RFC 2516), RFC 2684 supporting bridged Ethernet (IPoE), IPoA (RFC 1577), PPPoA/LLC and PPPoA/VC-MUX (RFC 2364)
Optional tests	Data (Through) mode operation, VDTS (IPTV), VDTS-ADV (advanced VDTS), VoIP testing

SHDSL MODULE

Chipset	Conexant
Standards	ITU-T G.991.2 (G.shdsl) ITU-T G.994.1
Modes of operation	STU-R, STU-C (optional)
Rates supported	2 Wire: 192 kbit/s to 2.3 Mbit/s in 8 kbit/s steps
Measurements (upstream and downstream)	Bit rate Signal-to-noise ratio (SNR) margin Transmit (Tx) power Attenuation Receiver (Rx) gain EOC channel information
Encapsulation methods	PPPoE (RFC 2516), RFC 2684 supporting Bridged Ethernet (IPoE), IPoA (RFC 1577), PPPoA/LLC and PPPoA/VC-MUX (RFC 2364)
Optional tests	Data (Through) mode operation, VoIP testing

GENERAL SPECIFICATIONS

Size (H x W x D)	Approx. 250 mm x 107 mm x 59 mm (9.8 in x 4.2 in x 2.3 in)
Weight	Approx. 1.3 kg (2.9 lb)
Power	Rechargeable NiMH battery module. 10.8 VDC, 2700 mAh Maximum of 110 minutes to fully recharge
Autonomy	Up to 5.4 hours at 20 °C (68 °F) varies with the duty cycle of the tests performed
AC power adapter	Input: 100-240 VAC, 50-60 Hz Output: 16 V, 3.1 A
Temperature	operating 0 °C to 50 °C (32 °F to 120 °F) storage -20 °C to 70 °C (-4 °F to 158 °F)
Humidity	5% to 95% non-condensing
Display	128 x 128 pixel backlit monochromatic LCD
Interfaces	RJ-45 port for DSL connection USB 2.0, RS232C (V.24) for software upgrades and results download to a PC RJ-45 for 10/100 BaseT Ethernet connection
Self-test	Routine on power-up
Languages	Multiple languages supported
Storage	Capacity of up to 500 results

CL4P-MC-XX-XX

Model ■
CL4P-MC = CoLT-450P chassis

Module ■
GSSHDS-MOD = CoLT-450P, SHDSL STU-R modem module
CXAD2P-AMOD = CoLT-450P, ADSL2+ annex A ATU-R modem module
CXAD2P-BMOD = CoLT-450P, ADSL2+ annex B ATU-R modem module
IFVDSL2-MOD = CoLT-450P, IFVDSL2 CPE modem module

NOTES

- Available for GSSHDS-MOD module only.
- Available for CXAD2P-AMOD module only
- Available for CXAD2P-BMOD module only.
- Available for IFVDSL2-MOD module only.

Software Upgrade

- 00 = Without software upgrade
- GSH-C = Upgrade CL4-GSSHDS-MOD to support STU-R and STU-C^a
- DATA = Enables data analysis in through mode
- VOIP = VoIP Analysis
- VDTS = Video-over-DSL test suite^{b, c, d}
- VDTS-ADV = IPTV advanced option^{b, c, d}
- CXAD2P-SWXAB = CoLT-450P ADSL2+ module annex A and annex B software option^{b, c}

Example: CL4P-MC-CXAD2P-AMOD-VOIP

EXFO Corporate Headquarters > 400 Godin Avenue, Quebec City (Quebec) G1M 2K2 CANADA | Tel.: 1 418 683-0211 | Fax: 1 418 683-2170 | info@EXFO.com

Toll-free: 1 800 663-3936 (USA and Canada) | www.EXFO.com

EXFO America	3701 Plano Parkway, Suite 160 Plano, TX 75075 USA	Tel.: 1 800 663-3936	Fax: 1 972 836-0164
EXFO Europe	Omega Enterprise Park, Electron Way Chandlers Ford, Hampshire SO53 4SE ENGLAND	Tel.: +44 2380 246810	Fax: +44 2380 246801
EXFO Asia	151 Chin Swee Road, #03-29 Manhattan House SINGAPORE 169876	Tel.: +65 6333 8241	Fax: +65 6333 8242
EXFO China	No.88 Fuhua, First Road, Central Tower, Room 801 Futian District Beijing New Century Hotel Office Tower, Room 1754-1755 No. 6 Southern Capital Gym Road	Shenzhen 518048, CHINA Beijing 100044 P. R. CHINA	Tel.: +86 (755) 8203 2300 Tel.: +86 (10) 6849 2738 Fax: +86 (755) 8203 2306 Fax: +86 (10) 6849 2662

EXFO is certified ISO 9001 and attests to the quality of these products. This device complies with Part 15 of the FCC Rules. Operation is subject to the following two conditions: (1) this device may not cause harmful interference, and (2) this device must accept any interference received, including interference that may cause undesired operation. EXFO has made every effort to ensure that the information contained in this specification sheet is accurate. All of EXFO's manufactured products are compliant with the European Union's WEEE directive. For more information, please visit www.EXFO.com/recycle. However, we accept no responsibility for any errors or omissions, and we reserve the right to modify design, characteristics and products at any time without obligation. Units of measurement in this document conform to SI standards and practices. Contact EXFO for prices and availability or to obtain the phone number of your local EXFO distributor.

For the most recent version of this spec sheet, please go to the EXFO website at <http://www.EXFO.com/specs>

In case of discrepancy, the Web version takes precedence over any printed literature.